A Step-by-Step Guide to

BUILDING YOUR OWN AMAZING OUTDOOR LIVING SPACE



ELDORADO STONE

Introduction



An outdoor living space is an extension of your home, where you can entertain guests or simply enjoy a quiet moment away from the hustle and bustle of daily life. Whether it's a warm summer evening, a crisp fall afternoon or any time of the year, relaxing and entertaining guests in your own outdoor living space is time spent with family and friends that make lasting memories.

Creating your own outdoor living space is a step-by-step process in which your vision for a relaxing outdoor escape becomes a reality. As you will read in this exclusive e-book we've created for you, working closely with Eldorado means you will be enjoying using your new space sooner rather than later, in days or weeks instead of months using another contractor and building materials.



Follow along as we show you the steps you can expect when creating your own outdoor living space complete with a spacious living area, a welcoming gas-burning fireplace, a full-service outdoor kitchen and other amenities.

CONTENTS:

1. Site Selection
2. Kitchen Building Blocks
3. Conversation Spaces
4. Hosting

1 SITE SELECTION

Any outdoor living space project should ideally begin with the question of *where*? Before any bricks are laid or stones are placed, finding just the right spot for your patio and other elements of your outdoor project is an important first step in planning your outdoor retreat.



Pro Tip:

Find ways to revamp an existing area in your yard rather than starting from scratch.

You will want to take the following factors into consideration:

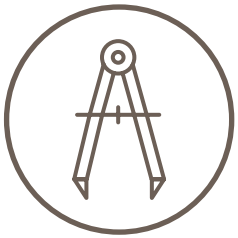

The square footage your new space will take up



The slope or grade of the location

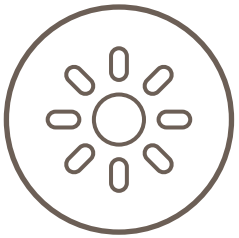

The sunlight or shade the area will receive



The layout of and access to the space from other areas of the yard

Finding the best location for your new outdoor living space will help ensure that you and your guests get the most use out of it once it's built.

2 KITCHEN BUILDING BLOCKS

Construction of your outdoor living space begins by placing pre-fabricated cabinets that will form the foundation of the kitchen, fireplace and other structures you choose. Eldorado offers cabinets which are made of glass-fiber reinforced concrete and can be installed on a solid flooring surface without rebar or concrete footings. These cabinets come in various sizes, which can be used to frame the outdoor living space of your dreams.

The cabinets are lightweight but sturdy and can quickly be bolted, glued and stacked together to form just about any configuration you desire. With Eldorado cabinets as the foundation of your outdoor living space, the only limitation is what you can imagine.





Once the cabinets are in place, they are ready the same day for your exterior finishing material which installs in days rather than weeks.

The use of these building blocks eliminates the need for cinder blocks, which provides faster installation, flexibility in design, and an exterior surface ready for stone, brick, or other siding materials. That means you can be hosting neighborhood parties or family gatherings in your new outdoor space in a matter of days or weeks, not months.



3 CONVERSATION SPACES

Sitting with family and friends enjoying the outdoors is one of the main reasons for building your outdoor living space.

An outdoor fireplace creates a natural and warm gathering place where you'll enjoy sitting back and relaxing next to a crackling fire.

The Eldorado gas-burning fireplace functions similar to the outdoor building blocks discussed earlier. Drop in the pre-designed units to created a fireplace structure in hours. The fireplace features an arched opening and cantilevered mantel that creates a striking profile that looks like it's custom built and will become an impressive architectural feature of your yard.



Pro Tip:

Be sure to consider all your options like including a chimney extension and seating backrest.

You can further customize your fireplace by adding on accessories such as a chimney extension, seating backrest and other special touches to make your fireplace structure exactly what you want.

Fire Bowls and Fire Pits are another excellent way to create a focal point and anchor a conversation space with high design, warmth and functional table space.



Fire Pit



Fire Bowl

4 HOSTING

Preparing a meal for family and friends in your fully loaded outdoor kitchen is a one-of-a-kind experience. Whether you are new to cooking or an experienced barbecue pit master, cooking on a grill and stovetop in your own outdoor living space is something you and your guests will never forget.

Some companies can build your outdoor kitchen to your specifications, including appliances you will need to prepare and store food and ingredients. Signature kitchens are pre-configured using our verstatile Building Block cabinets in five different sizes and configurations and ready to install in your yard, meaning you can start cooking in days instead of weeks.



Pro Tip:

Your stove, warming drawers, refrigerator and other kitchen appliances can be ordered in a variety of sizes, finishes and price points to fit any budget and project size.

Summary



Now you can see the step-by-step process that is involved in designing and building your own outdoor living space. From site selection to the finished product you and your family and guests will be enjoying for years to come, there are some important considerations to keep in mind.

Working with a professional design and construction team can make all the difference when it comes to building your outdoor living space. While you may have some ideas as to what you would like in your space, an experienced professional can bring years of work in the field to help avoid costly mistakes and make your vision a reality.

When you are ready to start work on your outdoor living space, visit the Eldorado Outdoor Design Tool, or give us a call at (800) 925-1491 to discuss your project.